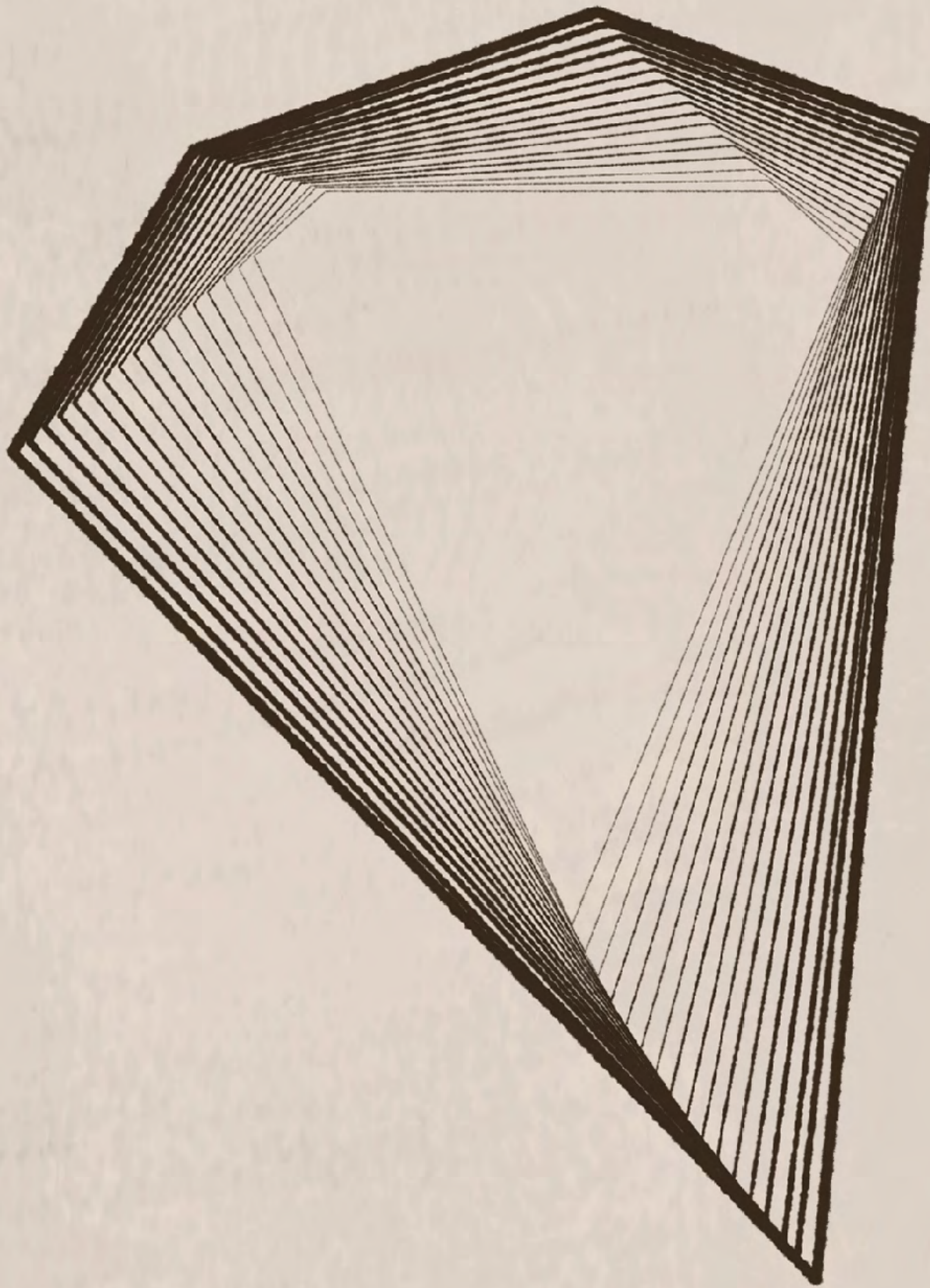
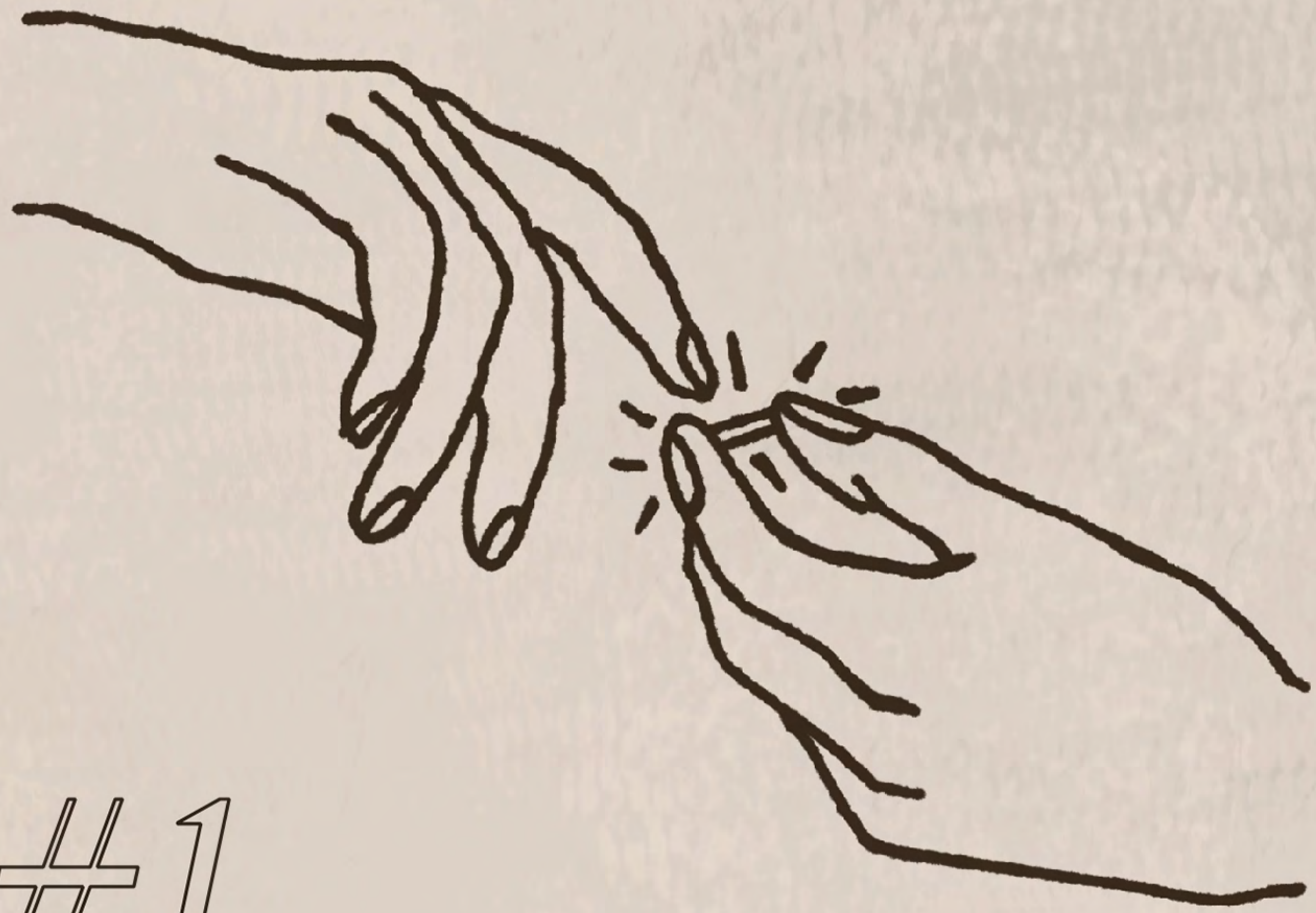


W



Jewellery *Care Guide*



#1

Last On, First Off Rule

Your jewellery should be — the last thing you put on, and the first thing you take off — when the day is over.



#2

Safekeep your jewellery


- In a cool dry place
- In the suede pouch or airtight jewellery box provided
- Separately to prevent scratching



#3

Remove your jewellery when

- Bathing
- Swimming
- Cleaning
- Sleeping
- Using Sanitisers
- Exercising
- Cooking



#4



Avoid exposing your jewellery to

- Direct sunlight
- Humidity
- Extreme temperatures
- Perfume, moisturisers, body lotion, or other chemicals



Cleaning instructions



- 1** Fill a bowl with lukewarm water and add a few drops of mild dish soap (no detergents).
- 2** Place your jewellery into the bowl and allow it to soak for 15-20 minutes to loosen any built-up dirt.
- 3** Then, use a soft-bristled toothbrush to gently clean the jewellery, notably the hard-to-reach areas.
- 4** Rinse the cleaned jewellery with running water to remove all dirt remnants and soap residue.
- 5** Dry gently with a soft, lint-free cloth (no paper towels), or simply leave the jewellery on a cloth to air-dry.
**Avoid using machine cleaners like an ultrasonic jewellery cleaner*

#6



If there is
anything else...


Always perform a *check* on your jewellery to ensure that its settings are *secure*.

If you notice any *unusual* issues, you can always make an appointment with our friendly *concierge* for a professional review.

It is recommended to bring your jewellery back to us annually for a *complimentary* check-and-clean service.

Please drop us a note to arrange for a *private appointment*.

A little *care*
can go a long
way to keep
your jewellery
looking new.



TWO
MORROW